

Practical Law Canada

What's New

New Home Page

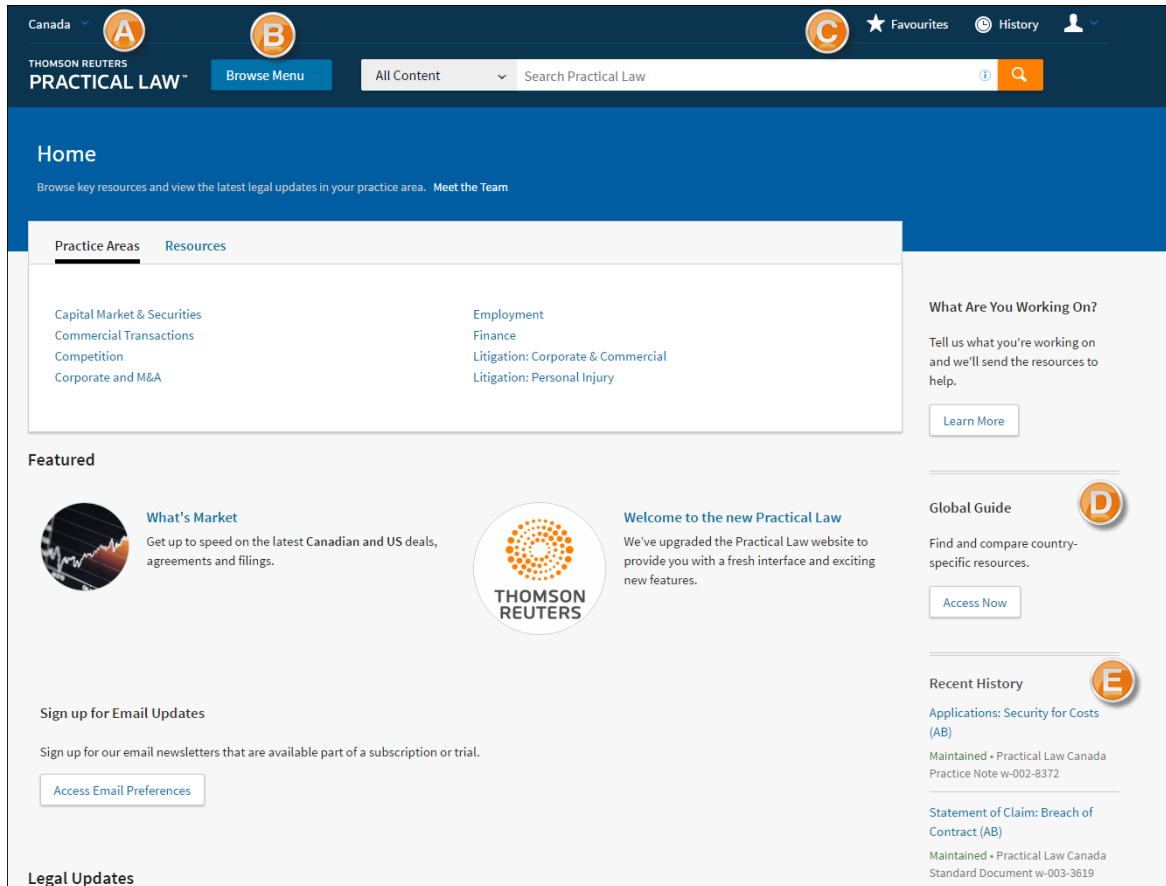


Figure 1: Practical Law Canada Home page

All of the content you are familiar with is still readily accessible on the Home page. The (dark blue) top pane is always visible no matter where you are in the Practical Law Canada, so you can search for or browse a topic or resource from any page.

- A** Select your jurisdiction.
- B** Browse by Practice Area or Resource Type.
- C** Your new personalization features including Favourites and History.
- D** To access Transactions, Country and Global Guides, select the Global Guide widget.
- E** Recently viewed documents so you can pick up where you left off.

New Topic Page

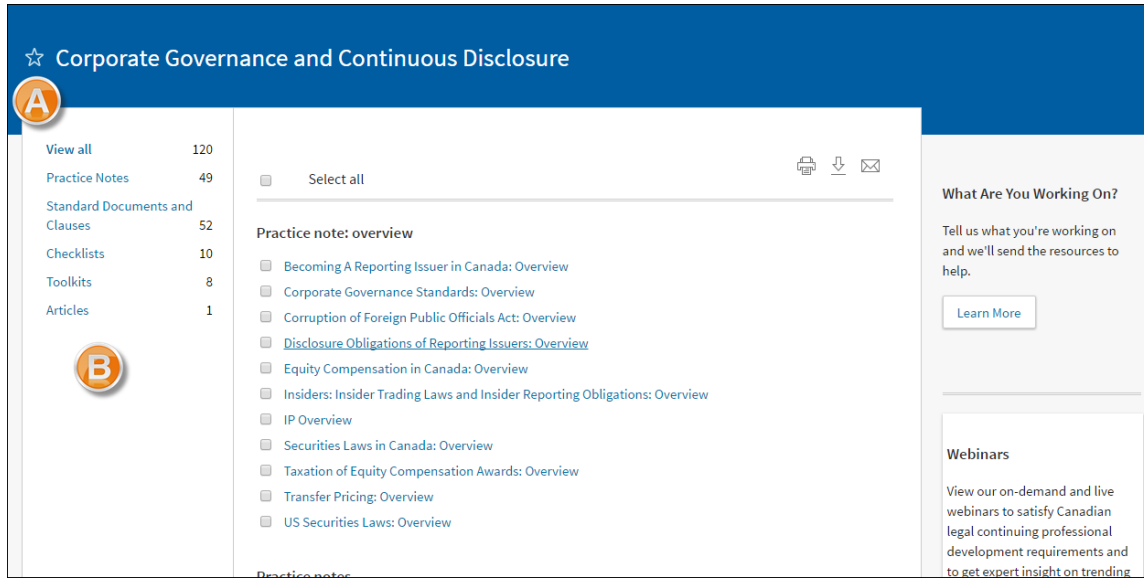


Figure 2: Sample topic page

- A** Save pages as Favourites.
- B** Jump to view specific Resource Types for this content.

New Search Results page

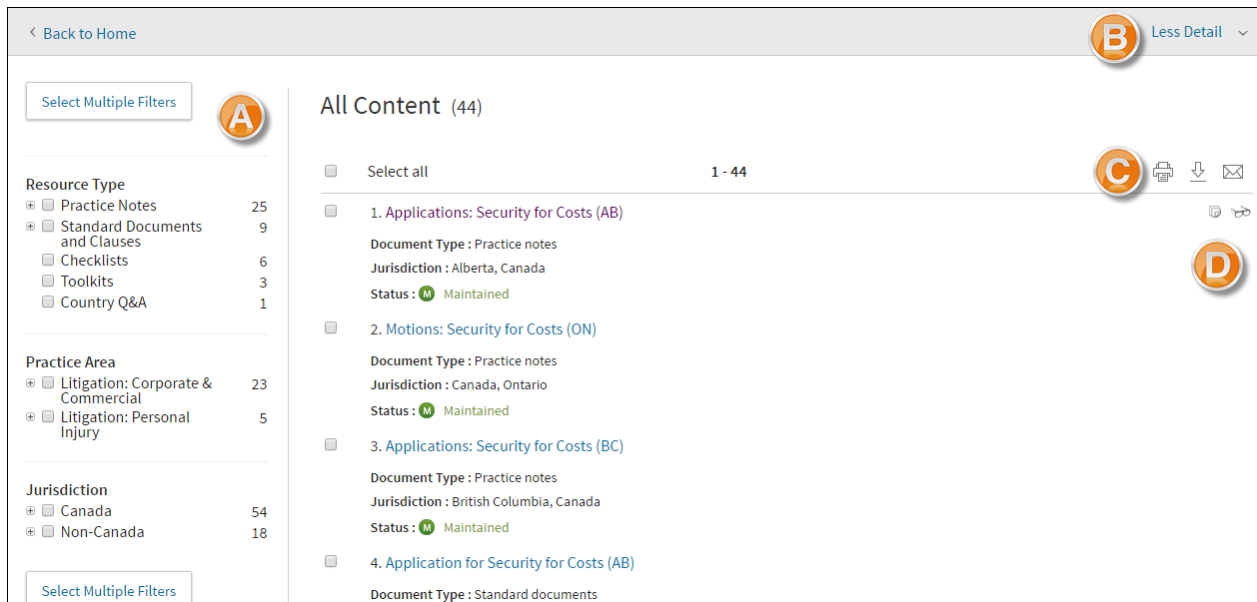


Figure 3: Search Results page

- A** Narrow down your results by selecting the Resource type, Practice Area or Jurisdiction. You can now select multiple filters.

- B** Show More/Less detail for each result.
- C** New icons to email, print, download.
- D** New icons indicate if you have previously viewed documents or if you have annotated a document.

New Document View

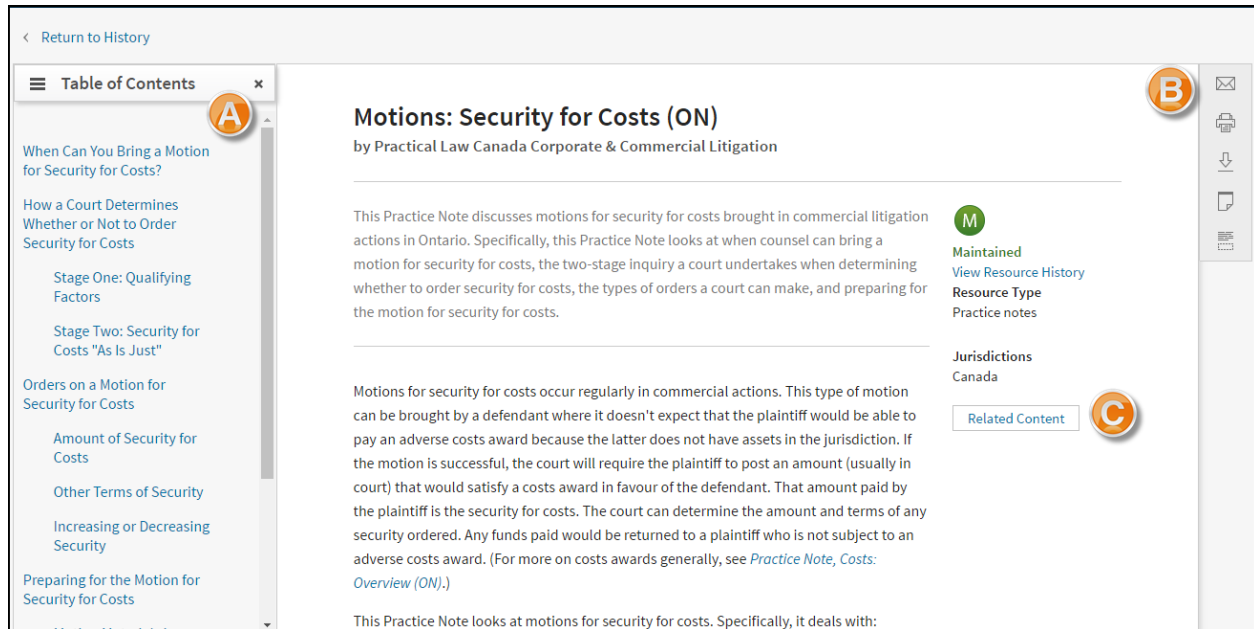


Figure 4: Sample Document page

- A** The Table of Contents has been moved to the left, and will move down as you scroll through the document so that it is always accessible. You can close it by select the x.
- B** Actions such as printing, emailing and downloading, and adding annotations are now contained within these icons.
- C** Information about updating, applicable jurisdictions and Related Content is now on the right.

Favourites and Home page

Set Practice Area and Topic pages as Favourites (for quick access).



Figure 5: Star icon

Select the star icon to add to your Favourites. Your Favourites can be accessed by selecting the link in the top right corner of the screen.

Delivery Options

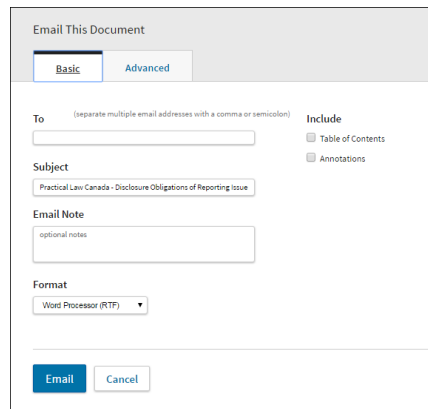


Figure 6: Email This Document dialog box

As well as being able to print documents on Practical Law Canada, you can now download and email one or more documents.

You also have more options to decide exactly what to deliver and the formatting of the document.

Select the **Advanced** tab on the Delivery dialog box to see more formatting options.

Annotations

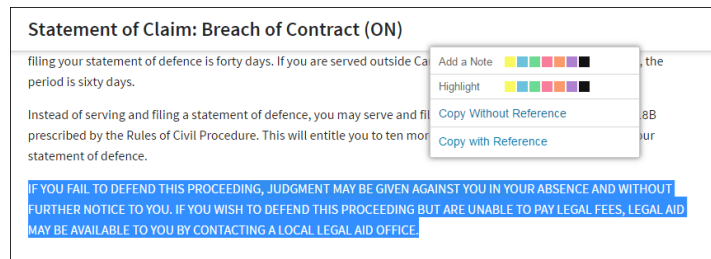


Figure 7: Annotations

You can annotate documents and add your own highlighting by selecting the annotation icon on the right. You can also create annotations at particular points within any document. Highlight text by selecting with your cursor; a box will pop-up enabling you to add annotations, highlight an extract, or copy to your clipboard.

History & Recent Documents

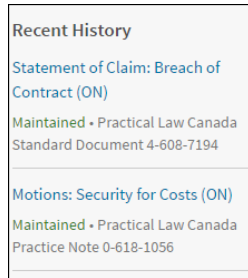


Figure 8: Recent History

Practical Law Canada allows you to quickly access recent documents viewed, or go back to any searches run. On your Home page will be a list of your most recently viewed documents so that you can easily pick-up where you left off.

You can view a full history of all of your activity by selecting the **View all** button at the bottom of your Recent History or by selecting the **History** link in the upper right corner.

Where can I find help?

Our dedicated editorial, subscriber services and training teams are here to make sure you get the most from your Practical Law Canada subscription. Contact Subscriber Services at 1-800-387-5164 (in Toronto 416-609-3800) or email:

PLorders.LegalTaxCanada@tr.com